

PESCAMOTION

Propeller fish pump

Fish pump

30 Series 6"



A new 6" (150 mm) fish pump that is light weight, handy. and with better performance.


Ideal for supplying a grader, for transferring fish to a tank or loading lorries.
The Pescamotion 30 pump can easily be adapted to every situation.

- New design for better performance
- Up to 700 g* Trout Salmon
 - Up to 500 g* Sea Bass and Sea Bream
 - Up to 50 g* Shrimp
 - Up to 12 m total dynamic head.

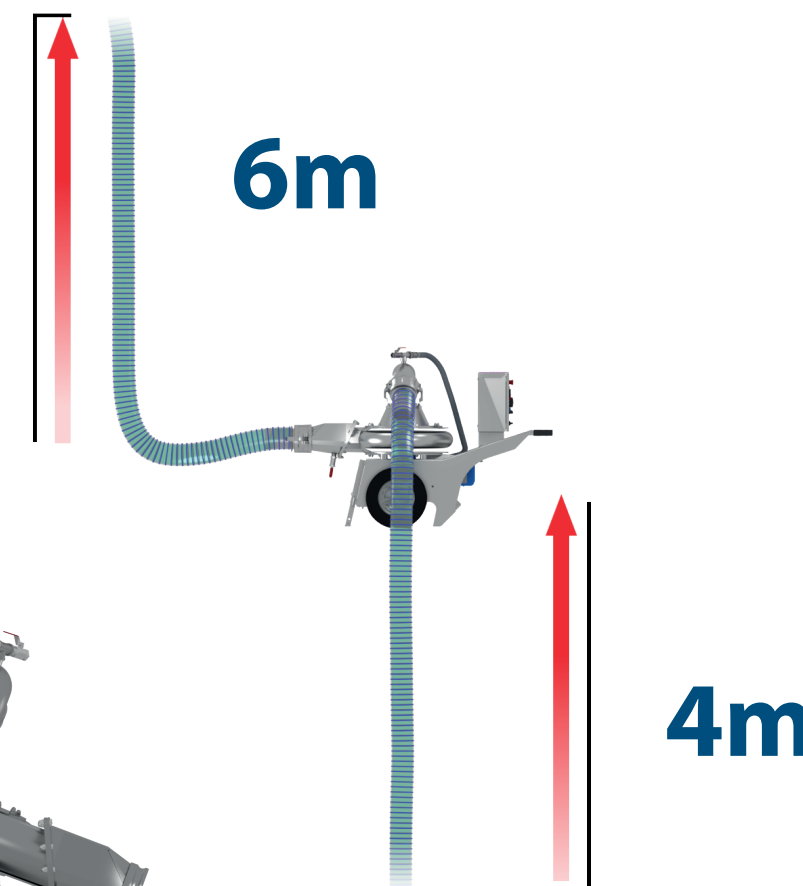
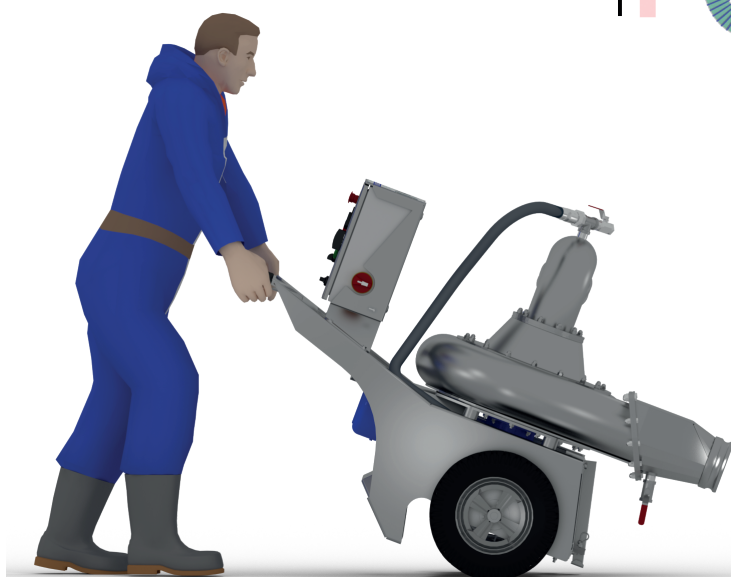
Key benefits :

- ✓ High capacity, up to 20 tons/hour
- ✓ For fish up to 700 g* (Salmonids)
- ✓ Total dynamic head : 12 m
- ✓ Light and handy : 202 kg - 440 lbs
- ✓ Remote control as option (200 m - 650 ft)
- ✓ New "Auto stop" priming system
- ✓ Free maintenance with "Direct drive system" pump
- ✓ Pump housing in Stainless steel 316L (ready to use in sea water)


* Warning : The maximum size of the fish conveyed by the pump can greatly vary depending on the pump speed and the lifting height of the fish.



Inflatable tires Ø 400 mm for an easy moving of the pump in the farm.



Description



- ① Electrical box with speed variator
- ② AISI 316L Stainless steel Adjustable suction elbow
- ③ Handle
- ④ Wheelbarrow frame in marine aluminum
- ⑤ Direct drive geared motor
- ⑥ Inflatable tire Ø 400 mm
- ⑦ Pump outlet valve
- ⑧ Stainless steel pump housing
- ⑨ Ø 150 mm (6") discharge connection
- ⑩ Stabiliser foot
- ⑪ Priming pump



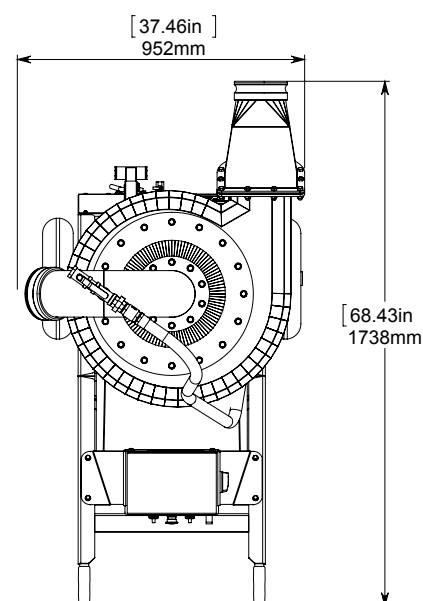
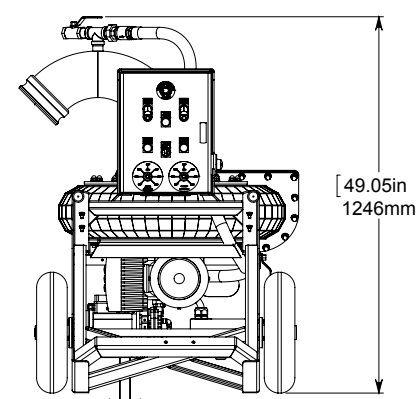
The pump is delivered as standard with a suction cone.

Specifications

Model	PESCAMOTION 30
Main drive motor	3 or 5 kW
Main drive motor control	Frequency variator
Prime drive motor	0,3 kW
Inlet Ø	(152 mm) 6 in male cam lock
Outlet Ø	(152 mm) 6 in male cam lock
Total dynamic head	12 m (3 m suction and 9 m discharge)
Fish weight max. (Trout/Salmon)	700 g*
Fish weight max.(Bass/Bream/Tilapias)	400g
Shrimp weight max (Vannamei)	35g
Pump speed	200 to 600 rpm
Water flow max. (470 rpm, 2 m vertical head discharge)	232 m³/h - 1021 gpm
Weight	202 kg - 445 lbs
Reference 3 kW 3 x 360 - 480 V 50/60 Hz	PH0602
Reference 5,5 kW** 3 x 360 - 480 V 50/60 Hz	PH0603
Reference 3 kW 3 x 200 - 240 V 50/60 Hz	PH0604
Reference 3 kW 1x200 - 230 V 50/60 Hz	PH0605

* Warning : The maximum size of the fish conveyed by the pump can greatly vary depending on the pump speed and the lifting height of the fish.

**The pump with 5.5kW (ref. : PH0603) motor is made to transport fish over long distances. (> 500m) For example, shrimp farms use this pump motor power



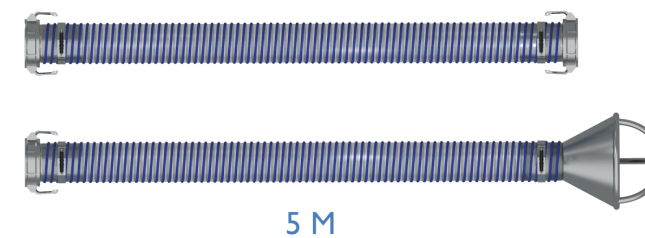
OPTIONS

Remote control

200 meters IP67 remote control, supplied as an option.
Allows a full control of the pump (stop / start, pump priming, pump motor, and speed control)
Belt clip and docking station included
Ref. : **PH00REM2**

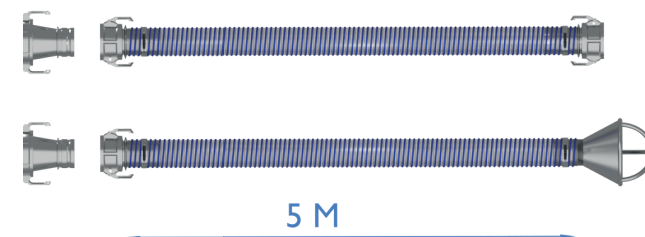


Kit starter Pack 6"



5m Inlet / 5m Outlet cam-lock MF and Suction cone
- kits of 2x5 meters of 6" flexible pipes (PT0601 + PT0602)
Ref. : **PP0601P**

Kit starter Pack 6" to 4"



5m Inlet / 5m Outlet and 4" Suction cone
- 2 female 6" to male 4" aluminum reductions and 2 x 5m of 4" flexible pipes (PT0401 + PT0402 + 2xPH061102)
Ref. : **PP0401PR**

Semi - transparent, flexible hoses


Ø 4" (Ø 100 mm) hoses with male and female cam lock mounted at each end of the hose
Ref. : **PP0403FM** leng. 5 m
Ref. : **PP0404FM** leng. 10 m



Ø 6" (Ø 150 mm) hoses with male and female cam lock mounted at each end of the hose
Ref. : **PP0603FM** leng. 5 m
Ref. : **PP0604FM** leng. 10 m



Description



- ① Electrical box with speed variator
- ② AISI 316L Stainless steel Adjustable suction elbow
- ③ Handle
- ④ Wheelbarrow frame in marine aluminum
- ⑤ Direct drive geared motor
- ⑥ Inflatable tire Ø 400 mm
- ⑦ Pump outlet valve
- ⑧ Stainless steel pump housing
- ⑨ Ø 150 mm (6") discharge connection
- ⑩ Stabiliser foot
- ⑪ Priming pump



The pump is delivered as standard with a suction cone.

Specifications

Model	PESCAMOTION 30
Main drive motor	3 or 5 kW
Main drive motor control	Frequency variator
Prime drive motor	0,3 kW
Inlet Ø	(152 mm) 6 in male cam lock
Outlet Ø	(152 mm) 6 in male cam lock
Total dynamic head	12 m (3 m suction and 9 m discharge)
Fish weight max. (Trout/Salmon)	700 g*
Fish weight max.(Bass/Bream/Tilapias)	400g
Shrimp weight max (Vannamei)	35g
Pump speed	200 to 600 rpm
Water flow max. (470 rpm, 2 m vertical head discharge)	232 m³/h - 1021 gpm
Weight	202 kg - 445 lbs
Reference 3 kW 3 x 360 - 480 V 50/60 Hz	PH0602
Reference 5,5 kW** 3 x 360 - 480 V 50/60 Hz	PH0603
Reference 3 kW 3 x 200 - 240 V 50/60 Hz	PH0604
Reference 3 kW 1x200 - 230 V 50/60 Hz	PH0605

* Warning : The maximum size of the fish conveyed by the pump can greatly vary depending on the pump speed and the lifting height of the fish.

**The pump with 5.5kW (ref. : PH0603) motor is made to transport fish over long distances. (> 500m) For example, shrimp farms use this pump motor power

